

Gain the edge with:

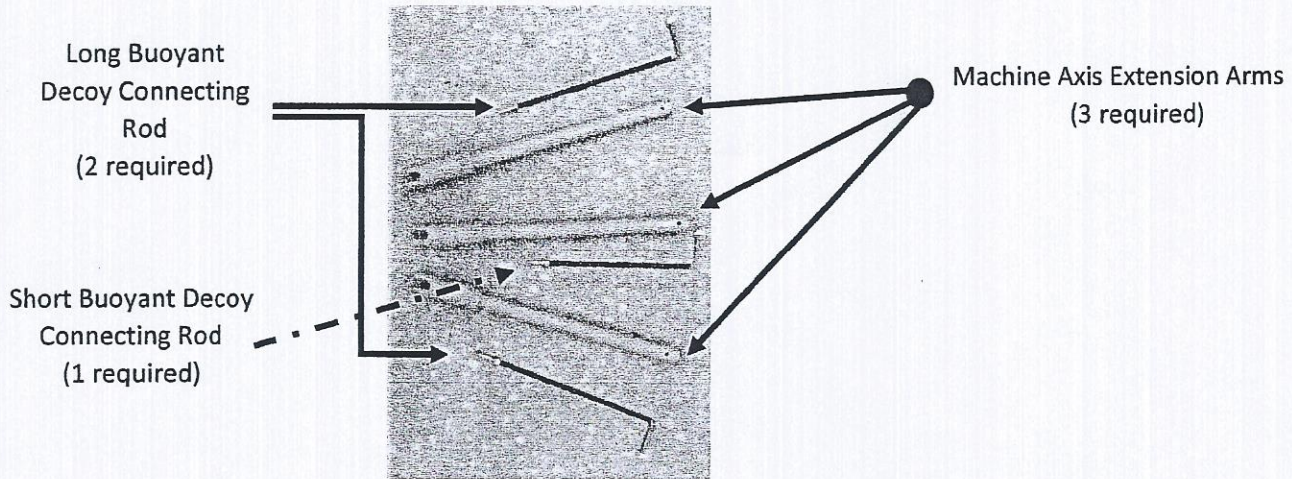


618-535-1599


## Instructions for DuxTrac Deep Water Float Adapter

With the Deep Water Float Adapter, your DuxTrac machine can be completely portable by using three standard decoys as a buoyant to float the machine.


1. Remove components from the container and lay them out as shown:



2. Connecting Buoyant Connecting Rods to Machine Axis Extension Arms

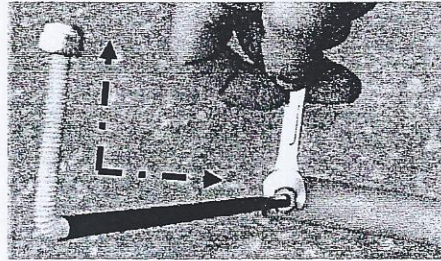


Place the threaded end of the connecting rod into the pre-drilled hole of the extension arm



Lock connecting rod by tightening included nuts.

*Note: the "Long Connecting Rods" align as shown.*



Repeat process using the "Short Connecting Rod", but align as shown.

At this point you should have all three Buoyant Connecting Rods and the Machine Axis Extension Arms connected. See reverse of this sheet.....